


















































To which specialty(ies) did you apply?			Response Percent	Response Count
Anesthesia			3.9%	5
Dermatology			2.4%	3
Emergency Medicine			6.3%	8
Family Medicine			8.7%	11
General Surgery			4.7%	6
Internal Medicine			24.4%	31
Medicine-Pediatrics			3.2%	4
Neurology			0.8%	1
Neurosurgery			1.6%	2
Obstetrics and Gynecology			1.6%	2
Ophthalmology			7.1%	9
Orthopaedics			6.3%	8
Otolaryngology			3.2%	4
Pathology			3.2%	4
Pediatrics			10.2%	13
Physical Medicine and Rehab			0.8%	1
Plastic Surgery			0.0%	0
Psychiatry			3.2%	4
Radiation Oncology			0.8%	1
Radiology			7.9%	10
Urology			3.2%	4
Other			2.4%	3
			answered question	127
			skipped question	0

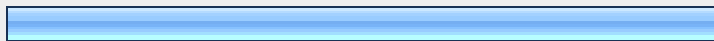

What percentage of 1st, 2nd and 3rd year courses did you honor?			Response Percent	Response Count
0-10%			20.3%	24
10-25%			27.1%	32
25-50%			15.3%	18
50-75%			12.7%	15
75%+			24.6%	29
			answered question	118
			skipped question	9



Were you in Hobart Amory Hare (HAH)?			Response Percent	Response Count
Yes			36.1%	43
No			63.9%	76
			answered question	119
			skipped question	8

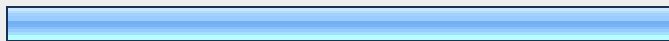
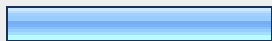
Were you AOA?			Response Percent	Response Count
Yes			24.4%	29
No			75.6%	90
			answered question	119
			skipped question	8






What was your score on Step 1?			Response Percent	Response Count
180-189			6.7%	8
190-199			4.2%	5
200-209			9.2%	11
210-219			21.9%	26
220-229			10.9%	13
230-239			18.5%	22
240-249			18.5%	22
250-259			7.6%	9
260-269			2.5%	3
270+			0.0%	0
			answered question	119
			skipped question	8

What was your score on Step 2?			Response Percent	Response Count
180-189			3.4%	4
190-199			0.8%	1
200-209			7.6%	9
210-219			10.9%	13
220-229			14.3%	17
230-239			21.0%	25
240-249			19.3%	23
250-259			13.5%	16
260-269			7.6%	9
270+			1.7%	2
			answered question	119
			skipped question	8

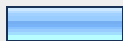
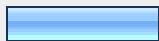
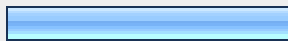
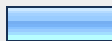





Did you do research that you were able to put on your residency application?			Response Percent	Response Count
Yes			76.9%	90
No			23.1%	27
			<i>answered question</i>	117
			<i>skipped question</i>	10




Did you have any publications listed on your residency application?			Response Percent	Response Count
Yes			48.7%	58
No			51.3%	61
			<i>answered question</i>	119
			<i>skipped question</i>	8








Did you hold any leadership positions (officer, director, etc.) in a Jefferson organization?			Response Percent	Response Count
Yes			71.4%	85
No			28.6%	34
			<i>answered question</i>	119
			<i>skipped question</i>	8







If you answered "yes" to question 9, how many leadership positions did you hold?			Response Percent	Response Count
1			39.5%	34
2			43.0%	37
3			3.5%	3
4			7.0%	6
5+			7.0%	6
			answered question	86
			skipped question	41




Please add any additional comments related to your credentials.		Response Count
		14
		answered question
		14
		skipped question
		113

To how many programs did you apply?			Response Percent	Response Count
5-10			12.7%	15
10-15			16.1%	19
15-20			30.5%	36
25-30			11.9%	14
30-35			7.6%	9
35-40			3.4%	4
40-45			5.1%	6
45-50			2.5%	3
50+			10.2%	12
			answered question	118
			skipped question	9



How do you feel about that amount?			Response Percent	Response Count
Too few			5.0%	6
Just right			58.8%	70
Too many			36.1%	43
			answered question	119
			skipped question	8



How many interviews were you offered?			Response Percent	Response Count
<5			4.2%	5
5-10			21.0%	25
10-15			34.5%	41
15-20			29.4%	35
25-30			6.7%	8
30-35			2.5%	3
35-40			1.7%	2
40-45			0.0%	0
45-50			0.0%	0
50+			0.0%	0
			answered question	119
			skipped question	8

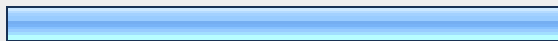
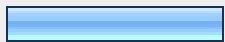





How many interviews did you do?			Response Percent	Response Count
<5			6.7%	8
5-10			35.3%	42
10-15			45.4%	54
15-20			9.2%	11
25-30			2.5%	3
30-35			0.8%	1
35-40			0.0%	0
40-45			0.0%	0
45-50			0.0%	0
50+			0.0%	0
			answered question	119
			skipped question	8

How do you feel about that amount?			Response Percent	Response Count
Too few			7.6%	9
Just right			65.6%	78
Too many			26.9%	32
			answered question	119
			skipped question	8

Please add any additional comments regarding the application process.		Response Count
		13
		answered question
		13
		skipped question
		114

Did you match in your chosen specialty?			Response Percent	Response Count
Yes			94.9%	112
No			5.1%	6
			answered question	118
			skipped question	9

If you answered "yes" to question 17, are you satisfied with where you matched?			Response Percent	Response Count
Yes			96.5%	109
No			3.5%	4
			answered question	113
			skipped question	14

According to your match list, where did you match?			Response Percent	Response Count
First choice			59.8%	67
Second choice			23.2%	26
Third choice			8.9%	10
Fourth choice			1.8%	2
Fifth choice			2.7%	3
Sixth choice			0.0%	0
Seventh choice			1.8%	2
Eighth choice			0.0%	0
Ninth choice			1.8%	2
Tenth choice or greater			0.0%	0
			answered question	112
			skipped question	15

In your opinion, at what level program did you match?			Response Percent	Response Count
Top tier/Highly competitive			35.7%	40
Top/Mid tier/Very competitive			41.1%	46
Mid tier/Moderately competitive			22.3%	25
Mid/Low/Mildly competitive			0.9%	1
Low tier/Not competitive			0.0%	0
			answered question	112
			skipped question	15

Did you match at your home program?			Response Percent	Response Count
Yes			18.0%	20
No			82.0%	91
			answered question	111
			skipped question	16

If you answered "no" to question 21, did you match at a program where you did an away rotation?			Response Percent	Response Count
Yes			26.1%	24
No			73.9%	68
			answered question	92
			skipped question	35

Please add any additional comments related to the match.		Response Count
		6
		answered question
		6
		skipped question
		121